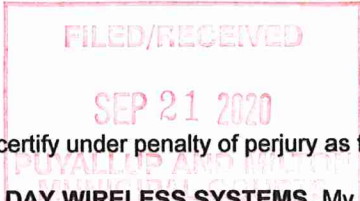




Day Management Corporation dba Day Wireless Systems
 2902 Hewitt Avenue, Everett, WA 98201
 Tel: 425-258-0554 ~ Fax: 425-258-2949

**CERTIFICATE CONCERNING DESIGN AND CONSTRUCTION
 OF ELECTRONIC SPEED MEASURING DEVICES
 IRLJ RULE 6.6 EFFECTIVE 1/3/2006**



I, **Les J. Boyd**, do certify under penalty of perjury as follows:

I am employed with **DAY WIRELESS SYSTEMS**. My duties include supervising the maintenance and repair of Doppler and Laser speed measuring devices (SMD's) used by The **PUYALLUP POLICE DEPT.** **2YR CAL CYCLE**

<u>Manufacturer</u>	<u>RADAR Model</u>	<u>Serial Number</u>
KUSTOM	RAPTOR RP-1	RP07628
	ANTENNA	RN2651
	ANTENNA	RN2652
	30 MPH TUNING FORK	53933
	55 MPH TUNING FORK	54258

I have the following qualifications with respect to the above stated SMD:

Washington Technical Institute for Radio/Electronics, Bell & Howell for Electronics and Advanced Schools Incorporated for Automotive/Electronics, plus numerous courses pertaining to communications and electronics through GTE/Verizon, 30 years of experience in repair, maintenance, and calibration of electronic products. Successfully completed the MPH Industry factory training course on moving and stationary Doppler SMD's and completed factory service training courses on repair/calibration of the Laser Technologies INC. (LTI) Lidar products.


Our company maintains manuals for the above stated SMD. I am personally familiar with those manuals and how the SMD is designed and operated. All initial testing of this SMD was performed under my direction. I evaluated this unit and found it to meet or exceed existing performance standards.

The Doppler program specifics: Test procedures consisting of utilizing a precision Transmitter/Receiver (VOACR HR). The above unit tuning fork/s is tested. The MPH plus output frequency of the fork/s is displayed and recorded for accuracy. In the stationary mode a single frequency is introduced to simulate target speed. In the moving mode two frequencies are introduced simultaneously to simulate target and patrol speeds. Utilizing precision mixer test unit (VOCAR HR WAND) the frequency output/s of the listed SMD is measured for accuracy. Operational tests consists of power up, lamp test, ICT, Squelch, day/night, lock, remote, lock/release/hold, audio, low voltage, range, opp/same lane and fast mode. Above tests are recorded on a Performance report and provided for the above agency.

The SMD listed above was tested and calibrated for accuracy on **AUGUST 26, 2020**.


Day Wireless Systems does hereby certify the above listed SMD meets manufacturer's published specifications and has been calibrated using standards whose accuracy's are: In compliance and traceable to the National Institute of Standards and Technology.

Based upon my education, training, experience, and knowledge of the SMD listed above, it is my opinion that it is so designed and constructed as to accurately employ the Doppler effect in such a way that it will give accurate measurements of the speed of motor vehicles when properly calibrated and operated by a trained operator.


 Certified by: Les J. Boyd
 Place: Everett, Washington

STATE OF WASHINGTON)
)
 County of Snohomish) ss.

Signed or attested before me on **SEPTEMBER 1**, 2020 by Les J. Boyd


 Susan C. Gorgas
 NOTARY PUBLIC in and for the State of
 Washington, residing in Everett. My MP
 Appointment expires January 5, 2021.

